

JANUARY 29, 2020

— 2020 —
**MISSOURI
BALANCE
OF STATE**

**A REPORT OF SHELTERED AND UNSHELTERED
POINT-IN-TIME COUNT OF HOMELESSNESS**




TOGETHER WE RISE

As a Community Partnership of Southeast Missouri we maximize resources to develop and deliver a wide range of services that improve the lives of individuals, children, and families, and to build strong neighborhoods and communities.

TABLE OF CONTENT

04	Overview
07	Subpopulation Overview
08	Region 1 Overview
09	Region 2 Overview
10	Region 3 Overview
11	Region 4 Overview

12	Region 5 Overview
13	Region 6 Overview
14	Region 7 Overview
15	Region 8 Overview
16	Region 9 Overview
17	Region 10 Overview



MISSOURI BALANCE OF STATE 2020 POINT-IN-TIME COUNT REPORT

METHODOLOGY

The data in this report was gathered from 101 counties in the Missouri Balance of State Continuum of Care (MoBoS CoC) during the night of January 24, 2020. The U.S. Department of Housing and Urban Development (HUD) requires that CoC's conduct an annual count of people experiencing homelessness in emergency shelter transitional housing, and Safe Havens on a single night CoC's are also required to conduct a count of those experiencing unsheltered homelessness at least bi-annually.

SHELTERED HOMELESSNESS:

An individual or family in emergency shelters and transitional housing projects must be counted as sheltered homeless persons.

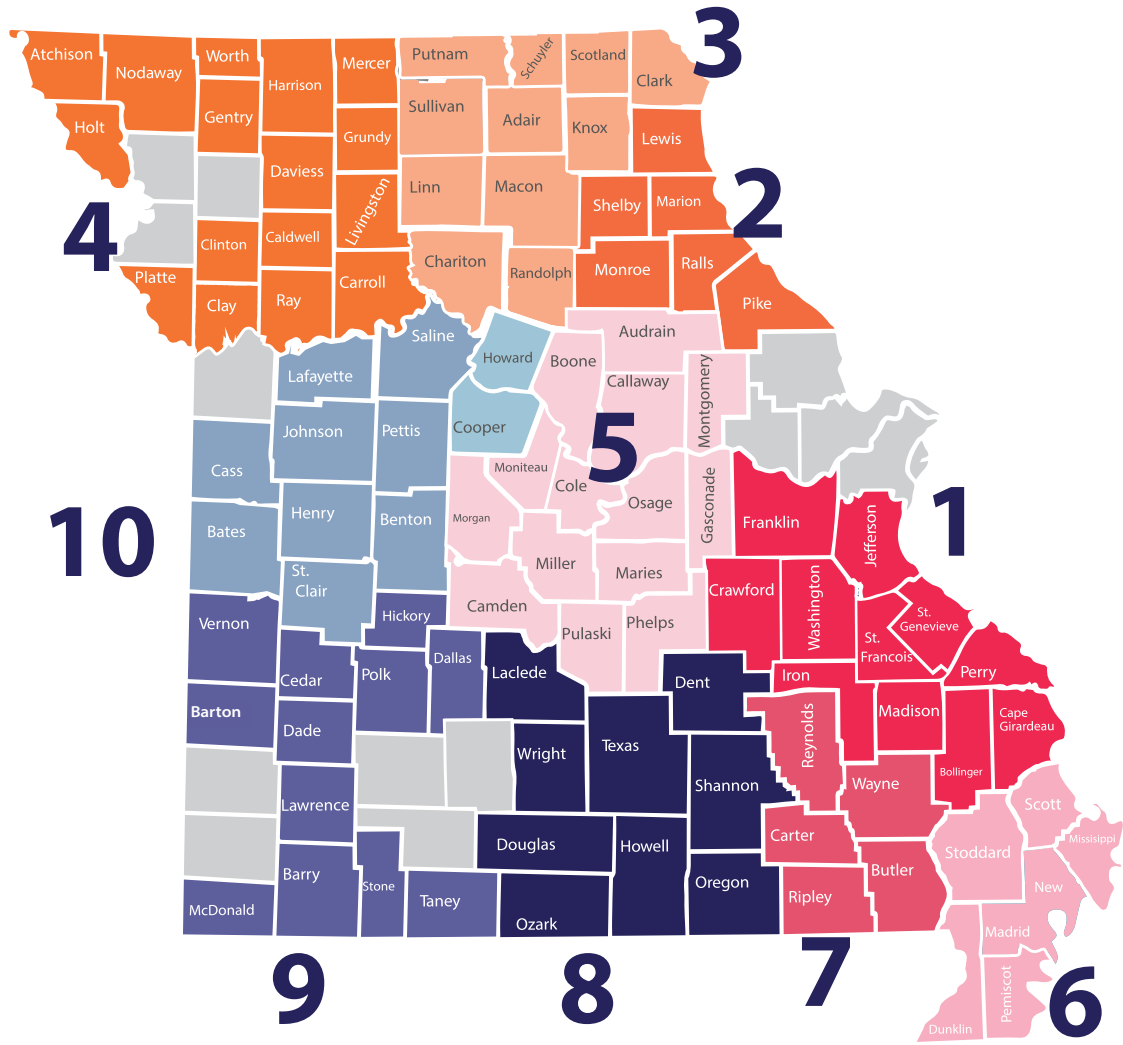
UNSHeltered HOMELESSNESS:

An individual or family who lacks a fixed, regular, and adequate nighttime residence, meaning: sleeping in a place not designed for or ordinarily used as a regular sleeping accommodation, including a car, park, abandoned building, bus or train station, airport, camping ground, or other place not meant for human habitation.

The Mo BoS CoC Point-in-Time (PIT) Count planning team consisted of the CoC Data Committee, Mo BoS CoC Collaborative Applicant, HMIS lead agency, service providers, and community volunteers. The planning team utilized the HUD CPD-1708 notice to guide the data collection tools utilized for the count. The January 2020 PIT Count implemented the use of an online portal for survey completion to allow for better data quality, a faster processing time of data, and geotagging to utilize for CoC planning purposes.

When comparing data from year-to-year, reviewers should consider the changes in methodology and utilize this data as a guide to understanding the general trends of homelessness in Mo BoS CoC.

Overview



1,569

Number of People Experiencing Homelessness

1,180

Unique Households

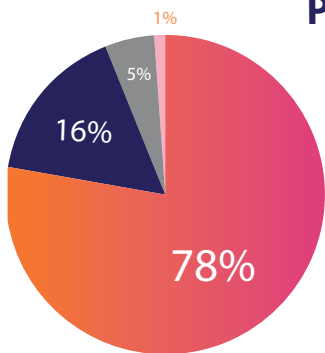
Unsheltered People

527

917



Sheltered People



Ethnicity: 5% Hispanic/Latino

- White
- Black/ African American
- Multiple Races
- All Other

Demographics

21%

Under 18

8%

18-24

71%

Over 24

50%

Male

49%

Female

<1%

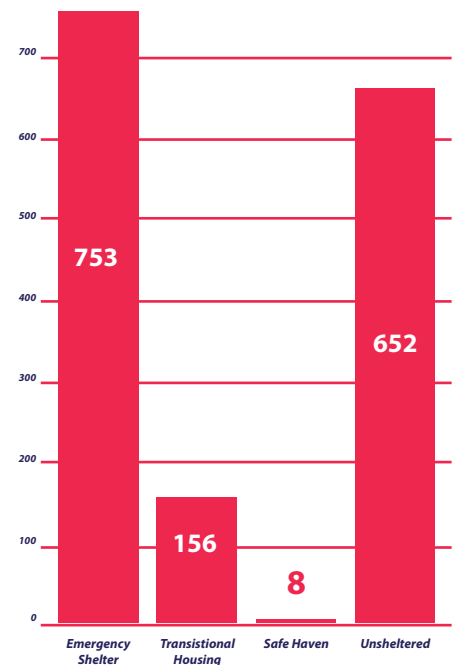
Transgender/
Gender
Non-Conforming

WHAT DOES HOMELESSNESS LOOK LIKE?

“A homeless individual or family residing in an emergency shelter, safe haven, or place not meant for human habitation for one year continuously or with four instances of homelessness that total twelve months or longer. The person must have a disability that is expected to be a long-continuing or indefinite duration and substantially impedes his or her ability to live independently.”

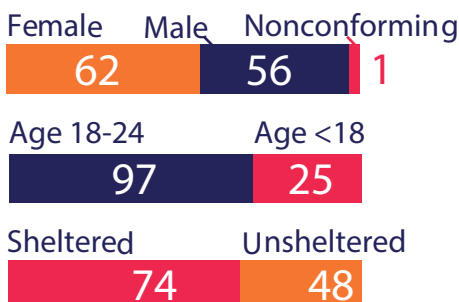
	SHELTERED	UNSHELTERED	TOTAL
Total Individuals	917	652	1569
Total Households	563	527	1180
Chronic Individuals	150	110	260
Veterans	72	17	89
Veteran Households	72	16	88
Youth Individuals	74	48	122
Youth Households	74	46	120
Domestic Violence Survivors (adult)	288	12	300
Persons with HIV/AIDS	1	2	3
Persons with Serious Mental Illness	138	119	257
Persons with Substance Abuse Disorder	134	173	307

SHELTER USE BY TYPE



UNACCOMPANIED YOUTH

Individual Youth: 122
Youth Households: 120

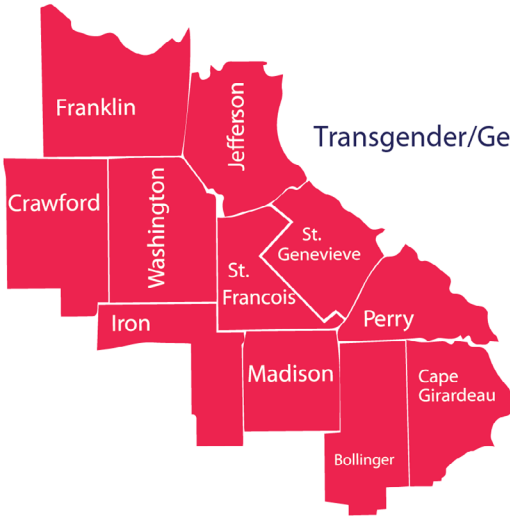


VETERANS

88 Total Veterans	83 Male, 6 Female, 0 Nonconforming
	21 Chronically Homeless Veterans
89 Total Veterans	72 Sheltered Veterans, 17 Unsheltered
78% White, 13% B/AA, 5% Multiple, 3% American Natives	
Ethnicity: 4% Hispanic	
5 non vet members of vet households	

REGION 1

Unsheltered



Demographics

Age	17 & Under	1
	18-24	7
	25+	28
	Unknown	35
Gender	Male	25
	Female	11
	Transgender/Gender Non-Conforming	0
	Unknown	35
Race	White	27
	African-American	8
	Multi-Racial	0
	Unknown	36
	Other	0
Ethnicity	Hispanic	0
	Non-Hispanic	34
	Unknown/Other	37

Number of People: **71**
 Number of Households: **65**

Bollinger:	0
Cape Girardeau:	25
Crawford:	29
Franklin:	7
Iron:	0
Jefferson:	4
Madison:	4
Perry:	0
St. Francois:	2
St. Genevieve:	0
Washington:	0

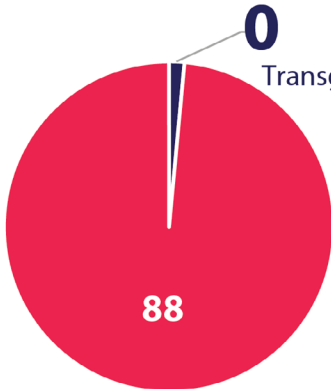
Sub-populations

2	1	6	0	9	6	8
Veteran	Domestic Violence	Substance Use Disorder	HIV/AIDS	Mental Illness	Chronic	Unaccompanied Youth

REGION 1

Sheltered

SHELTER TYPE



■ DV Shelter ■ Other

Demographics

Age	17 & Under	34
	18-24	4
	25+	50
	Unknown	0
Gender	Male	16
	Female	71
	Transgender/Gender Non-Conforming	1
	Unknown	0
Race	White	54
	African-American	24
	Multi-Racial	0
	Unknown	0
	Other	10
Ethnicity	Hispanic	0
	Non-Hispanic	0

Number of People: **88**
 Number of Households: **53**

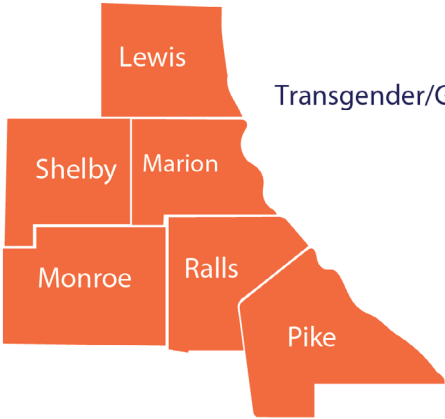
Bollinger:	0
Cape Girardeau:	19
Crawford:	0
Franklin:	0
Iron:	0
Jefferson:	37
Madison:	0
Perry:	6
St. Francois:	26
St. Genevieve:	0
Washington:	0

Sub-populations

0	54	6	0	6	6	4
Veteran	Domestic Violence	Substance Use Disorder	HIV/AIDS	Mental Illness	Chronic	Unaccompanied Youth

REGION 2

Unsheltered



Demographics

Age	17 & Under	1	Number of People: 12 Number of Households: 10
	18-24	0	
	25+	10	
	Unknown	1	
Gender	Male	25	Lewis: 1
	Female	11	Marion: 11
	Transgender/Gender Non-Conforming	0	Monroe: 0
	Unknown	2	Ralls: 0
Race	White	9	Pike: 0
	African-American	1	Shelby: 0
	Multi-Racial	1	
	Unknown	0	
	Other	0	
Ethnicity	Hispanic	0	
	Non-Hispanic	10	
	Unknown/Other	2	

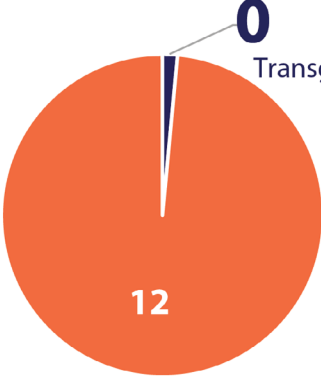
Sub-populations

0	0	2	0	4	2	0
Veteran	Domestic Violence	Substance Use Disorder	HIV/AIDS	Mental Illness	Chronic	Unaccompanied Youth

REGION 2

Sheltered

SHELTER TYPE



■ DV Shelter ■ Other

Demographics

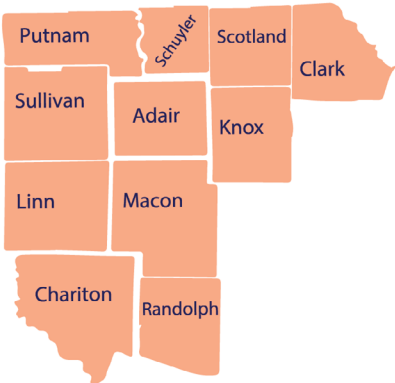
Age	17 & Under	5	Number of People: 12 Number of Households: 6
	18-24	1	
	25+	6	
	Unknown	0	
Gender	Male	8	Lewis: 0
	Female	4	Marion: 12
	Transgender/Gender Non-Conforming	0	Monroe: 0
	Unknown	0	Ralls: 0
Race	White	10	Pike: 0
	African-American	1	Shelby: 0
	Multi-Racial	0	
	Unknown	0	
	Other	1	
Ethnicity	Hispanic	1	
	Non-Hispanic	11	

Sub-populations

0	7	0	0	0	0	0
Veteran	Domestic Violence	Substance Use Disorder	HIV/AIDS	Mental Illness	Chronic	Unaccompanied Youth

REGION 3

Unsheltered



Demographics

Age	17 & Under	0	Number of People: 12 Number of Households: 10
	18-24	3	
	25+	9	
	Unknown	0	
Gender	Male	4	Adair: 4
	Female	8	Chariton: 0
	Transgender/Gender Non-Conforming	0	Clark: 0
	Unknown	0	Knox: 0
Race	White	12	Linn: 0
	African-American	0	Macon: 0
	Multi-Racial	0	Putnam: 0
	Unknown	0	Randolph: 6
	Other	0	Schuyler: 1
			Scotland: 0
Ethnicity	Hispanic	0	Sullivan: 1
	Non-Hispanic	12	
	Unknown/Other	0	

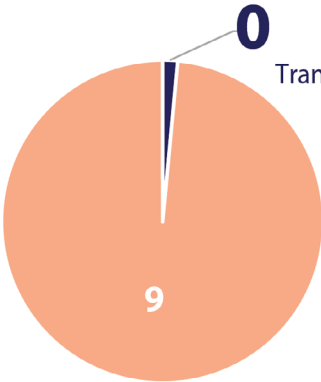
Sub-populations

0	0	5	0	4	2	1
Veteran	Domestic Violence	Substance Use Disorder	HIV/AIDS	Mental Illness	Chronic	Unaccompanied Youth

REGION 3

Sheltered

SHELTER TYPE



■ DV Shelter ■ Other

Demographics

Age	17 & Under	4	Number of People: 9 Number of Households: 5
	18-24	0	
	25+	5	
	Unknown	0	
Gender	Male	1	Adair: 0
	Female	8	Chariton: 0
	Transgender/Gender Non-Conforming	0	Clark: 0
	Unknown	0	Knox: 0
Race	White	9	Linn: 0
	African-American	0	Macon: 0
	Multi-Racial	0	Putnam: 0
	Unknown	0	Randolph: 9
	Other	0	Schuyler: 0
			Scotland: 0
Ethnicity	Hispanic	0	Sullivan: 0
	Non-Hispanic	9	

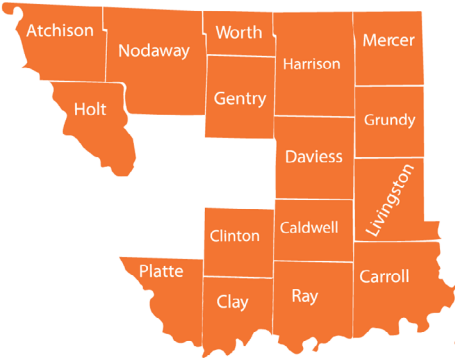
Sub-populations

0	5	2	0	1	8	0
Veteran	Domestic Violence	Substance Use Disorder	HIV/AIDS	Mental Illness	Chronic	Unaccompanied Youth

Regional Overview

REGION 4

Unsheltered



Demographics

Age	17 & Under	16
	18-24	4
	25+	62
Gender	Unknown	0
	Male	43
	Female	39
	Transgender/Gender Non-Conforming	0
Race	Unknown	2
	White	56
	African-American	9
	Multi-Racial	6
	Unknown	8
	Other	5
Ethnicity	Hispanic	4
	Non-Hispanic	8
	Unknown/Other	0

Number of People: 84
Number of Households: 52

Atchison:	0
Caldwell:	0
Carroll:	0
Clay:	57
Clinton:	0
Daviess:	0
Gentry:	0
Grundy:	3
Harrison:	0
Holt:	0
Livingston:	6
Mercer:	2
Nodaway:	6
Platte:	10
Ray:	0
Worth:	0

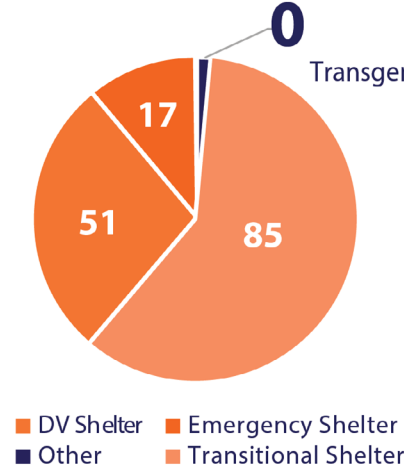
Sub-populations

3	4	10	1	13	11	3
Veteran	Domestic Violence	Substance Use Disorder	HIV/AIDS	Mental Illness	Chronic	Unaccompanied Youth

REGION 4

Sheltered

SHELTER TYPE



Demographics

Age	17 & Under	70
	18-24	28
	25+	55
	Unknown	0
Gender	Unknown	0
	Male	55
	Female	94
	Transgender/Gender Non-Conforming	4
Race	Unknown	0
	White	79
	African-American	53
	Multi-Racial	0
	Unknown	0
	Other	21
Ethnicity	Hispanic	22
	Non-Hispanic	131

Number of People: 153
Number of Households: 82

Atchison:	0
Caldwell:	0
Carroll:	0
Clay:	95
Clinton:	0
Daviess:	0
Gentry:	0
Grundy:	7
Harrison:	0
Holt:	0
Livingston:	8
Mercer:	0
Nodaway:	0
Platte:	43
Ray:	0
Worth:	0

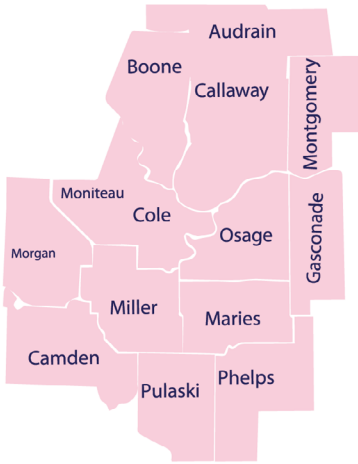
Sub-populations

1	27	2	6	14	4	4
Veteran	Domestic Violence	Substance Use Disorder	HIV/AIDS	Mental Illness	Chronic	Unaccompanied Youth

Regional Overview

REGION 5

Unsheltered



Demographics

Age	17 & Under	0
	18-24	1
	25+	65
Gender	Unknown	0
	Male	50
	Female	15
	Transgender/Gender Non-Conforming	0
	Unknown	1
Race	White	41
	African-American	19
	Multi-Racial	1
	Unknown	5
	Other	0
	Ethnicity	Hispanic
Non-Hispanic		65
Unknown/Other		0

Number of People: **66**
Number of Households: **64**

Audrain:	0
Boone:	46
Callaway:	0
Camden:	0
Cole:	17
Cooper:	0
Gasconade:	1
Howard:	0
Maries:	0
Miller:	0
Moniteau:	0
Montgomery:	2
Morgan:	0
Osage:	0
Phelps:	0
Pulaski:	0

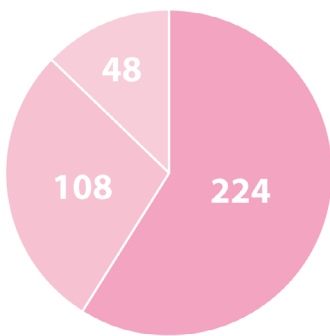
Sub-populations

2	2	11	0	16	13	1
Veteran	Domestic Violence	Substance Use Disorder	HIV/AIDS	Mental Illness	Chronic	Unaccompanied Youth

REGION 5

Sheltered

SHELTER TYPE



■ DV Shelter ■ Transitional Shelter ■ Emergency Shelter

Demographics

Age	17 & Under	66
	18-24	20
	25+	264
	Unknown	0
Gender	Male	203
	Female	175
	Transgender/Gender Non-Conforming	2
	Unknown	0
	Race	White
African-American		81
Multi-Racial		0
Unknown		0
Other		20
Ethnicity		Hispanic
	Non-Hispanic	367

Number of People: **310**
Number of Households: **380**

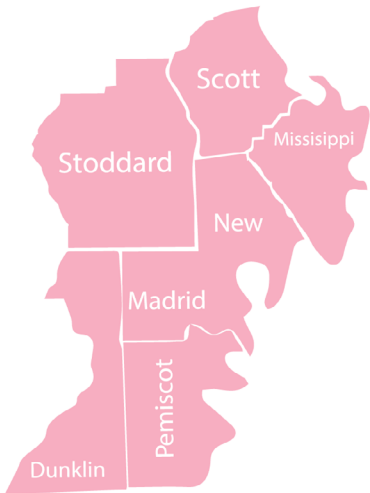
Audrain:	11
Boone:	191
Callaway:	28
Camden:	28
Cole:	38
Cooper:	24
Gasconade:	0
Howard:	0
Maries:	0
Miller:	0
Moniteau:	0
Montgomery:	0
Morgan:	0
Osage:	0
Phelps:	56
Pulaski:	4

Sub-populations

63	110	43	1	68	62	9
Veteran	Domestic Violence	Substance Use Disorder	HIV/AIDS	Mental Illness	Chronic	Unaccompanied Youth

REGION 6

Unsheltered



Demographics

Age	17 & Under	4
	18-24	9
	25+	92
	Unknown	1
Gender	Male	60
	Female	44
	Transgender/Gender Non-Conforming	2
	Unknown	0
Race	White	88
	African-American	18
	Multi-Racial	0
	Unknown	0
	Other	0
	Ethnicity	Hispanic
Non-Hispanic		104
Unknown/Other		0

Number of People: **106**
 Number of Households: **101**

Dunklin:	7
Mississippi:	5
New Madrid:	8
Pemiscot:	74
Scott:	11
Stoddard:	1

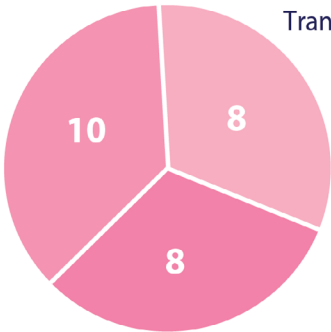
Sub-populations

2	2	63	0	21	8	9
Veteran	Domestic Violence	Substance Use Disorder	HIV/AIDS	Mental Illness	Chronic	Unaccompanied Youth

REGION 6

Sheltered

SHELTER TYPE



■ DV Shelter ■ Emergency Shelter ■ SH Shelter

Demographics

Age	17 & Under	8
	18-24	0
	25+	18
	Unknown	0
Gender	Male	13
	Female	13
	Transgender/Gender Non-Conforming	0
	Unknown	0
Race	White	19
	African-American	7
	Multi-Racial	0
	Unknown	0
	Other	0
	Ethnicity	Hispanic
Non-Hispanic		26

Number of People: **26**
 Number of Households: **18**

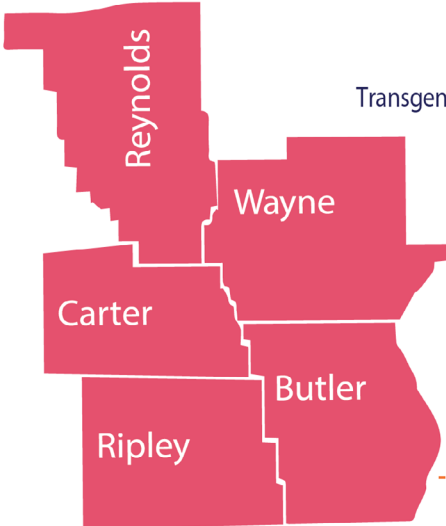
Dunklin	8
Mississippi:	5
New Madrid:	0
Pemiscot:	0
Scott:	13
Stoddard:	0

Sub-populations

2	5	5	0	7	15	1
Veteran	Domestic Violence	Substance Use Disorder	HIV/AIDS	Mental Illness	Chronic	Unaccompanied Youth

REGION 7

Unsheltered



Demographics

Age	17 & Under	2
	18-24	3
	25+	4
	Unknown	0
Gender	Male	5
	Female	3
	Transgender/Gender Non-Conforming	1
	Unknown	9
Race	White	0
	African-American	0
	Multi-Racial	0
	Unknown	0
	Other	0
Ethnicity	Hispanic	0
	Non-Hispanic	9
	Unknown/Other	0

Number of People: **9**
 Number of Households: **7**

Butler: 0
 Carter: 1
 Reynolds: 1
 Ripley: 7
 Wayne: 0

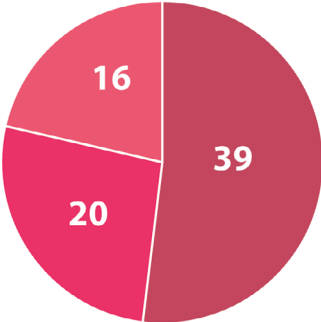
Sub-populations

0 Veteran **0** Domestic Violence **2** Substance Use Disorder **0** HIV/AIDS **0** Mental Illness **1** Chronic **3** Unaccompanied Youth

REGION 7

Sheltered

SHELTER TYPE



■ DV Shelter ■ Transitional Shelter ■ Emergency Shelter

Demographics

Age	17 & Under	20
	18-24	5
	25+	50
	Unknown	0
Gender	Male	43
	Female	32
	der/Gender Non-Conforming	0
	Unknown	0
Race	White	61
	African-American	8
	Multi-Racial	0
	Unknown	0
	Other	6
Ethnicity	Hispanic	0
	Non-Hispanic	0

Number of People: **75**
 Number of Households: **55**

Butler: 63
 Carter: 0
 Reynolds: 7
 Ripley: 5
 Wayne: 0

Sub-populations

14 Veteran **20** Domestic Violence **6** Substance Use Disorder **0** HIV/AIDS **14** Mental Illness **14** Chronic Unaccompanied Youth

REGION 8

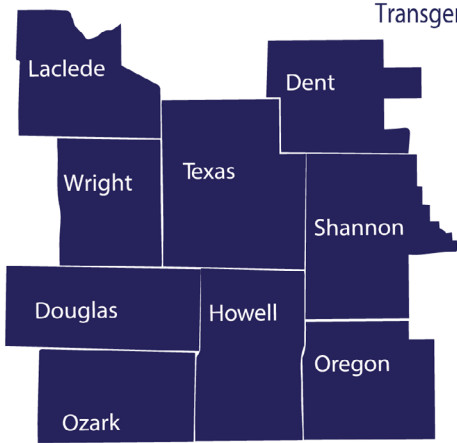
Unsheltered

Demographics

Age	17 & Under	21
	18-24	13
	25+	81
	Unknown	0
Gender	Male	63
	Female	47
	Transgender/Gender Non-Conforming	0
	Unknown	5
	Race	White
	African-American	4
	Multi-Racial	2
	Unknown	9
	Other	2
Ethnicity	Hispanic	3
	Non-Hispanic	112
	Unknown/Other	0

Number of People: **115**
 Number of Households: **81**

Dent:	5
Douglas:	0
Howell:	9
Laclede:	57
Oregon:	0
Ozark:	0
Shannon:	39
Texas:	5
Wright:	0



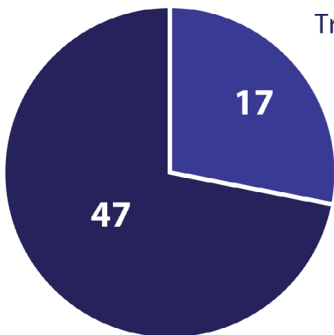
Sub-populations

2	0	33	1	21	7	14
Veteran	Domestic Violence	Substance Use Disorder	HIV/AIDS	Mental Illness	Chronic	Unaccompanied Youth

REGION 8

Sheltered

SHELTER TYPE



■ DV Shelter ■ Emergency Shelter

Demographics

Age	17 & Under	25
	18-24	3
	25+	36
	Unknown	0
Gender	Male	20
	Female	44
	Transgender/Gender Non-Conforming	0
	Unknown	0
	Race	White
	African-American	47
	Multi-Racial	0
	Unknown	0
	Other	0
Ethnicity	Hispanic	46
	Non-Hispanic	18

Number of People: **64**
 Number of Households: **39**

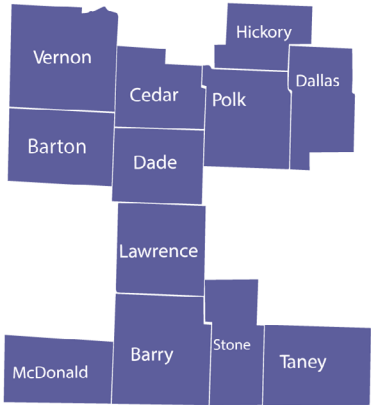
Dent:	0
Douglas:	0
Howell:	28
Laclede:	33
Oregon:	0
Ozark:	0
Shannon:	0
Texas:	3
Wright:	0

Sub-populations

0	23	9	0	15	11	0
Veteran	Domestic Violence	Substance Use Disorder	HIV/AIDS	Mental Illness	Chronic	Unaccompanied Youth

REGION 9

Unsheltered



Demographics

Age	17 & Under	5
	18-24	6
	25+	60
	Unknown	0
Gender	Male	53
	Female	18
	Transgender/Gender Non-Conforming	0
	Unknown	0
Race	White	67
	African-American	1
	Multi-Racial	0
	Unknown	2
	Other	1
	Ethnicity	Hispanic
	Non-Hispanic	71
	Unknown/Other	0

Number of People: **71**
 Number of Households: **55**

Barry:	5
Barton:	0
Cedar:	0
Dade:	0
Dallas:	0
Hickory:	0
Lawrence:	33
McDonald:	4
Polk:	7
Stone:	0
Taney:	13
Vernon:	9

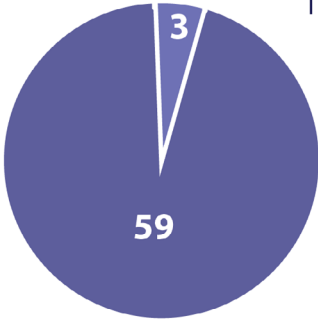
Sub-populations

0	0	20	0	9	26	6
Veteran	Domestic Violence	Substance Use Disorder	HIV/AIDS	Mental Illness	Chronic	Unaccompanied Youth

REGION 9

Sheltered

SHELTER TYPE



■ DV Shelter ■ Emergency Shelter

Demographics

Age	17 & Under	22
	18-24	3
	25+	37
	Unknown	0
Gender	Male	13
	Female	49
	Transgender/Gender Non-Conforming	0
	Unknown	0
Race	White	59
	African-American	1
	Multi-Racial	0
	Unknown	0
	Other	2
	Ethnicity	Hispanic
	Non-Hispanic	59

Number of People: **62**
 Number of Households: **41**

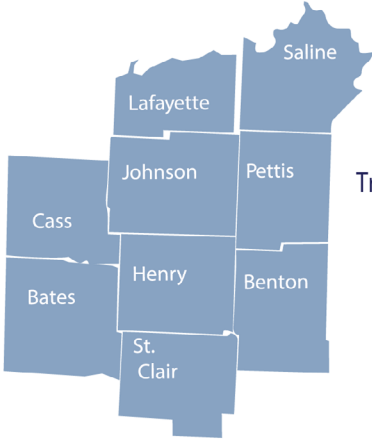
Barry:	0
Barton:	0
Cedar:	0
Dade:	0
Dallas:	0
Hickory:	0
Lawrence:	0
McDonald:	0
Polk:	11
Stone:	11
Taney:	28
Vernon:	12

Sub-populations

0	37	16	0	13	6	4
Veteran	Domestic Violence	Substance Use Disorder	HIV/AIDS	Mental Illness	Chronic	Unaccompanied Youth

REGION 10

Unsheltered



Demographics

Age	17 & Under	7	Number of People: 106 Number of Households: 82	
	18-24	6		
	25+	89		
	Unknown	4		
Gender	Male	71	Bates:	0
	Female	34	Benton:	0
	Transgender/Gender Non-Conforming	0	Cass:	68
	Unknown	1	Henry:	1
Race	White	89	Johnson:	14
	African-American	6	Lafayette:	2
	Multi-Racial	3	Pettis:	21
	Unknown	8	Saline:	0
	Other	0	St. Clair:	0
Ethnicity	Hispanic	6		
	Non-Hispanic	100		
	Unknown/Other	0		

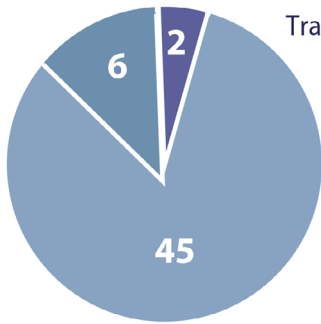
Sub-populations

5	3	21	0	22	34	3
Veteran	Domestic Violence	Substance Use Disorder	HIV/AIDS	Mental Illness	Chronic	Unaccompanied Youth

REGION 10

Sheltered

SHELTER TYPE



■ DV Shelter ■ Emergency Shelter ■ Transitional Shelter

Demographics

Age	17 & Under	18	Number of People: 53 Number of Households: 35	
	18-24	7		
	25+	28		
	Unknown	0		
Gender	Male	15	Bates:	0
	Female	38	Benton:	2
	Transgender/Gender Non-Conforming	0	Cass:	13
	Unknown	0	Henry:	0
Race	White	41	Johnson:	10
	African-American	7	Lafayette:	9
	Multi-Racial	0	Pettis:	11
	Unknown	0	Saline:	8
	Other	5	St. Clair:	0
Ethnicity	Hispanic	1		
	Non-Hispanic	52		

Sub-populations

1	27	6	0	9	33	5
Veteran	Domestic Violence	Substance Use Disorder	HIV/AIDS	Mental Illness	Chronic	Unaccompanied Youth



For More Information Contact:

Rozz Ridings
Planning Coordinator
Office: (573) 651-3747 ext. 116
rozz@cpsemo.org

Nathaniel Meece
Performance Coordinator
Office: (573) 651-3747 ext. 102
nathaniel@cpsemo.org

